

LENI-BASSO
ghostly round

TECHNICAL RIDER
STAGE SET

STAGE SIZE:

STAGE SIZE: W:16m(include the side stage) D:11m
H:8M(between stage floor to lighting flybar)
PROSCENIUM: W:12m H:6m
AUDITORIUM SEAT: Must be like a staircase(Theater seat)

REQUIREMENTS:

LIGHT GRAY DANCE MAT : for all the stage floor
BLACK BORDER & BLACK LEG CURTAIN: number will be announced
BLACK BACK DROP x 1
INTER COMMUNICATION SYSTEMS : x 5 set
for stage light & left, sound, lighting and video
TABLE (W:100cm D:100cm H:70cm) : x 3
two for sound and lighting operation on back side of audience
one for video operation on first row stage left with two to three seats
BLUE LIGHTS : at passage of back stage x 2 - 4
GENIE or WORKING SCAFFOLD : for set up and take down x 1
STAGE HAND : x 6 persons
before and after performance for stage set up and take down
DRESSING ROOM
: for masculine dancers x 1
: for feminine dancers x 1
: for technical staffs and administration x 1
HANGERS with RACK : for costume at dressing rooms x 8
IRON & IRONING BOARD : in dressing room x 1set
WASHING MACHINE or CLEANING SERVICE : for costume x 1
STAGE DRINK(500ml of mineral water) x 16
: for each performance day

LENI-BASSO BRING:

FRYING SCREEN contained following materials x 1set
: STEEL PIPE (1400mm x 15mm x 50mm) x 13
: JOINT x 12
: SCREEN(2200mm x 1400mm) x 6
: STEEL PIPE (1600mm x 200mm in diameter) x 6

The gross weight 40 kg / Sent by parcel delivery service

TIME SCHEDULE:

One and half a day for set up
1st day : Basic stage set up, Focusing of light, Sound check
2nd day : Technical check, Rehearsal and Performance
TAKE DOWN and LOADING : 2 hours after performance

LENI-BASSO
ghostly round

TECHNICAL RIDER
LIGHTING

REQUIREMENTS:

LIGHTING BOARD	COMPULITE SPARK-4D or SPARK-TOP <i>-Let us know if you can not provide anyone like this.</i>	x 1
DIMMERS	2kw : DMX512 Protocol Controllable	x 54
DMX SYSTEM	Direct Controllable DMX LINE	x 2
PROJECTORS	PROFILE 750w Source 426 <i>-If Stage Height is less than 5 meters or very small stage, lens should be changed to 36° .</i>	x24
	PROFILE 750w Source 436 <i>-If Stage Height is less than 5 meters or very small stage, lens should be changed to 50° .</i>	x 1
	PROFILE 750w Source 436 lampless <i>-We put Strobe Modules instead of lamps.</i>	x 7
	CONVEX 1kw with Barndoor	x 15
	FRESNELS 2kw with Barndoor	x 7
	PAR64 CP62 1kw Medium	x 14
	Martin MAC2000 WASH	x 3
	Martin MAC2000 WASH (spair)	x 1
COLOR FILTERS	LEE 201 for PROFILE 750w Source Four CONVEX 1kw FRESNELS 2kw PAR64 1kw LEE 161 for PROFILE 750w Source Four	x 5 x 15 x 7 x 14 x 13
BOOM	1 feet 5 feet	x 16 x 6
ACCESSARY	Filter-Frames for each lights Iris shutter for Source Four Gobo-Holder for Source Four	moderate quantity x 9 x 7
DMX Cable	2 m (5pins,for Source Four strobe & I-Cue) 20 m 50 m	x 7 x 20 x 2
BACK STAGE LIGHT :for performers. Both stage corners and back side		
LIGHTING TECHNICIAN :for set up and take down		x 3-5 persons

LENI-BASSO BRING:

ROSCO I-CUE Scaning Mirror	x 1
Strobe Modules for Source Four	x 7
DMX Shutter for Center PROJECTOR	x 1

REQUIREMENTS:

YAMAHA DM-2000, YAMAHA DM-1000 with extra output, YAMAHA O2R96 or similar board : with 5.1 surround panning capabilities required/Input 24ch, Output 2 stereo + 6 BUS + 8 AUX (shold be POST)	x 1 Set
MAIN SPEAKERS with Power amplifier : an audience sound system which is capable of a balanced stereo image from 30 to 20,000hz at ear height over most of the performing area/ (d&b C4sub and C6 x2 1 set)etc. It's depends on seating capacity	x 1 Set
FLYING SPEAKERS with Power amplifier : 2way full range shold be flying and almost face down to the stage/ (d&b C6) etc.	x 1 Set
REAR MONITOR SPEAKERS : 2 way full range/ (d&b C6)etc.	x 1 Set
FRONT MONITOR SPEAKERS : 1setfull range stage monitors placed to create an unobstructed stereo image at ear height over most of the performing area	x 1 Set
CLUSTER SPEAKERS : If Center cluster speakers were (permanently) stationed at	
WALL SPEAKERS : surround speakers (sound shold come from back side of the audience)/ (d&b C6) etc.	x 1 Set
MICROPHONES : wireless handheld with stand Must have mute switch for director during Rehasal (Not used during show)	x 1
EQUALIZER : each outputs must have third octive EQ on each channel (if console was digital and have E.Q.for output, I might use some)	x 10ch (mini. x 4ch)
EFFECTOR : DELAY 2ch or 4ch System Delay REVERB 2 Lexicon PCM81, 91 , SPX-990 or equilvalent	
CD PLAYER : for professional use with auto-pause capability/ CD-R disc readable/need at least 2 matching cd players/ setting position is right side of mixing console	SINGLE x 4 or DOUBLE X 2
<u>AUDIO LINE COMES FROM VIDEO CONTROL DESK(OUT FROM PC)</u>	
SOUND OPERATION DESK MUST BE PLACED IN REARWARD OF AUDITRIUM placement of sound control (mixing board, playback decks, EQ, reverb/effects) in audience area or close enough to have an unobstructed and clear image of the audience's sound image. (must have unobstructed view of stage. Cannot be in a sound booth or under a balcony	
SOUND TECHNICIAN : for set up and take down	x 1 persons

LENI-BASSO BRING:

NOTE PC	x 1
TRANCEFORMER	x 1

LENI-BASSO
ghostly round

TECHNICAL RIDER
VIDEO

REQUIREMENTS:

COAXIAL CABLES	40 Meters	x 1
	20 Meters	x 2

TRANSFORMER: x 1
AC Local Voltage to AC 100V, 100W at video operation desk

LENI-BASSO BRING:

VIDEO CONTROLLER: Mac Power Book G4 x 2

VIDEO PROJECTOR : 2000 Lumen x 2

VIDEO PROJECTOR : 2500 Lumen x 1
will be installed above the stage, for example on a catwalk

SHUTTER FOR VIDEO PROJECTOR x 3

CONTROLLER OF SHUTTER FOR VIDEO PROJECTOR : VAIO SR x 1

TRANSFORMER: x 1
AC Local Voltage to AC 100V, 30W at video operation desk

LENI-BASSO
ghostly round

TECHNICAL RIDER
MEMBER

Technicians

Technical Director	Makoto Kawaguchi	Lerayonvertmako@aol.com
Light	Yuji Sekiguchi	yuuji@balance.co.jp
Sound	Kyoko Yamada	kyoko@spa.nifty.com
Video	Akihiko Kaneko	kanimann@asahi-net.email.ne.jp

Ask anything about technical matters at:

Leni-Basso Office
info@leni-basso.com T:+81 3 5347 2144 F:+81 3 5347 2143
Attn: Ryuichi Fuse

Touring Party

Choreographer	Akiko Kitamura
Technical Director	Makoto Kawaguchi
Light	Yuji Sekiguchi
Sound	Kyoko Yamada
Video	Akihiko Kaneko
Stage Assistant	Ayako Nagatsuma
Company Manager	Ryuichi Fuse
Dancer	Tsuyoshi Ozawa
	Masayoshi Horikawa
	Hideyo Nozawa
	Mieko Maeshima
	Ruri Mito
	Go Anai
	Yuko Ookubo
	Miwa Okuno

LENI-BASSO
ghostly round

TECHNICAL RIDER
ROOMING LIST

Rooming List

Single

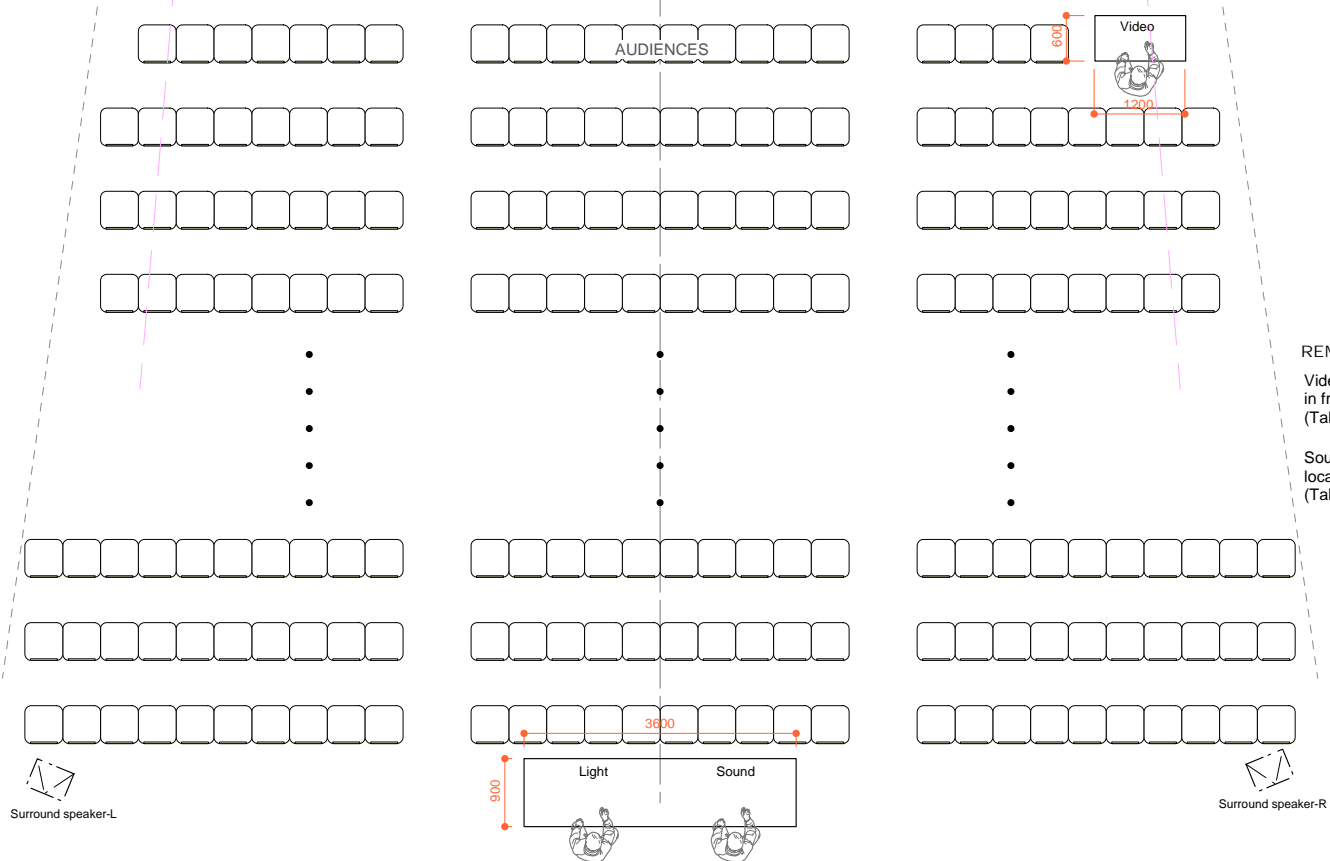
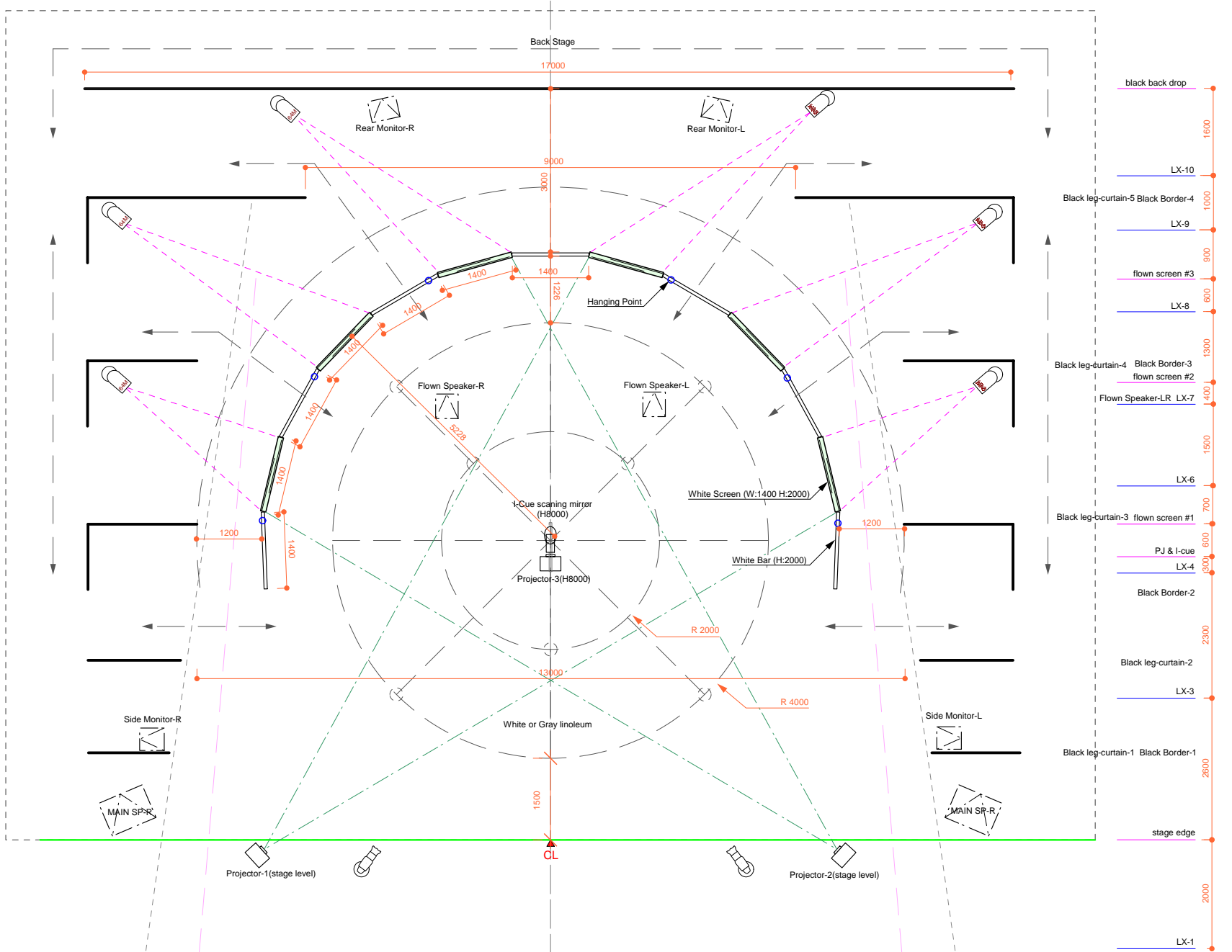
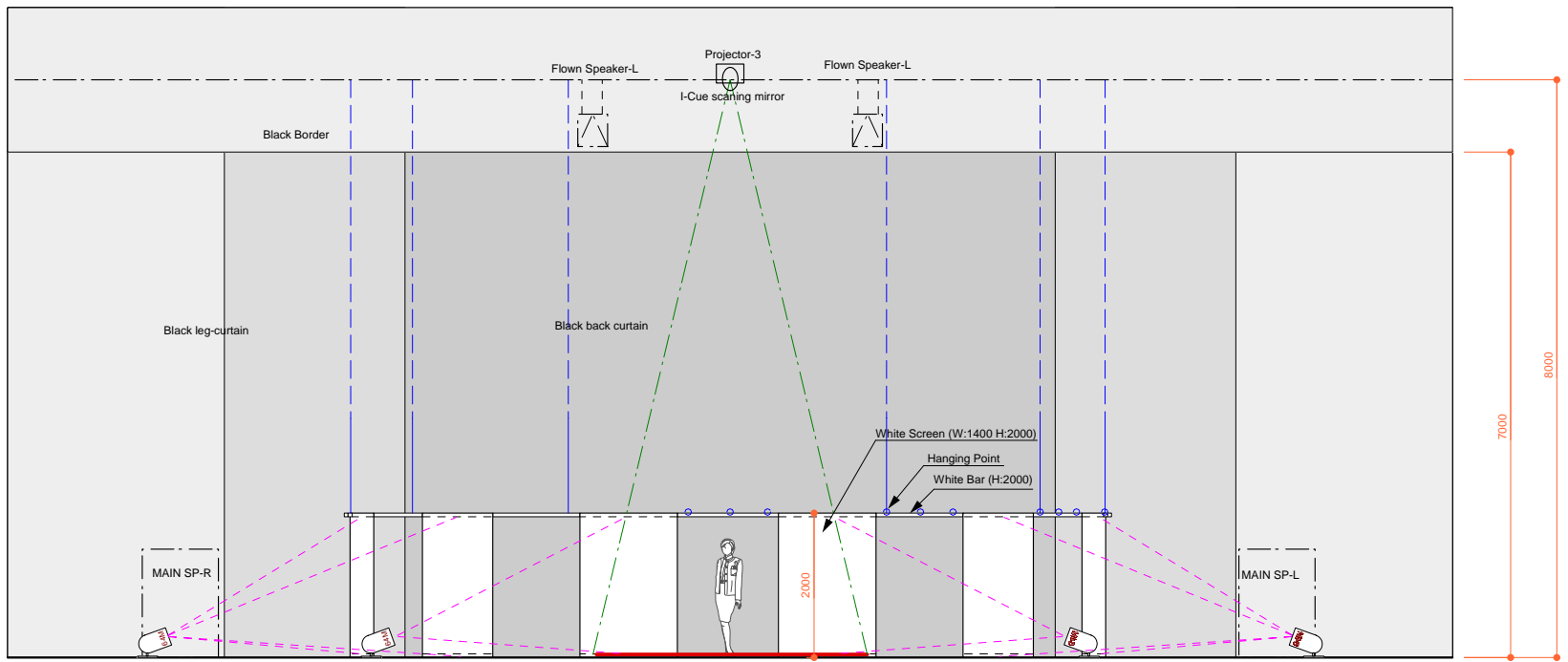
Akiko Kitamura
Makoto Kawaguchi
Yuji Sekiguchi
Kyoko Yamada
Akihiko Kaneko
Tsuyoshi Ozawa

Smoking

Double

Akiko Kitamura/Hideyo Nozawa
Masayoshi Horikawa/Go Anai
Ruri Mito/Miwa Okuno
Yuko Okubo/Mieko Maeshima
Ryuichi Fuse/Ayako Nagatsuma

Smoking



REMARKS:
 Video operation booth is located in front of audience area.
 (Table W:1200mm D:600mm)
 Sound&Light operation booth is located in the rear of audience area.
 (Table W:3600mm D:900mm)